


Task Sheet

Entry Level Physical Education:
Unit 5 Adventurous Activities (Level 1/2/3)



Name: _____

Exemplar Resource Sheet 5.1

Can be used to meet

Assessment Criteria: L1

Assessment Criteria: L2

Assessment Criteria: L3

Title: Learner Activity Safety Checklist

Activity: _____


Be able to prepare safely for an activity	Equipment needed to participate in the activity safely:
	1.
	2.
	3.
	4.
	5.
	6.
	7.
	8.
	9.
10.	

Please confirm this task was carried out by the pupil under direct supervision (EL1), with greater initiative from the learner under supervision (EL2) OR with minimal supervision. *(delete as necessary)

Signed _____ Print name _____

Task Sheet

Entry Level Physical Education:
Unit 5 Adventurous Activities (Level 1/2/3)



Name: _____

Exemplar Resource Sheet 5.2

Can be used to meet


Assessment Criteria: L1

Assessment Criteria: L2

Assessment Criteria: L3

Title: Camping Trip


Imagine you are taking a group of friends on a two day camping trip in the Mourne. Make a list of all the essentials each person should carry in their rucksack.



PACKING LIST	
1	
2	
3	
4	
5	
6	
7	
8	
9	
10	
11	
12	
13	
14	
15	

Task Sheet

Entry Level Physical Education:
Unit 5 Adventurous Activities (Level 1/2/3)



Name: _____

Exemplar Resource Sheet 5.3

Can be used to meet

Assessment Criteria: L1

Assessment Criteria: L2

Assessment Criteria: L3

Title: SWOT Analysis

- Use the table below to note down any thoughts from your experience in the activity which you can see as strengths, weaknesses, opportunities or threats.
- Both STRENGTHS and OPPORTUNITIES are seen as positive things.
- WEAKNESSES and THREATS are things which can have a negative impact on your performance

	STRENGTHS


	WEAKNESSES

	OPPORTUNITIES

	THREATS

Task Sheet

Entry Level Physical Education:
Unit 5 Adventurous Activities (Level 1/2/3)



Name: _____

Exemplar Resource Sheet 5.4

Can be used to meet

Assessment Criteria: L1

Assessment Criteria: L2

Assessment Criteria: L3

Title: The Country Code



Respect. Protect. Enjoy

Respect other people:

- consider the local community and other people enjoying the outdoors
- leave gates and property as you find them and follow paths unless wider access is available

Protect the natural environment:

- leave no trace of your visit and take your litter home
- keep dogs under effective control

Enjoy the outdoors:


- plan ahead and prepared
- follow advice and local signs

Task 1

Read the above outline of the Countryside Code and then create a poster encouraging hill walkers to obey one of the rules.

Witness Statement

Entry Level Physical Education:
Unit 5 Adventurous Activities (Level 1/2/3)



Witness Statement

Candidate Name: _____

Candidate Number: _____

Activity: _____

Unit: _____

This form may be used by tutors to demonstrate and verify that learners have produced evidence which meets the learning outcomes for a unit.

Learning Outcome being evidenced:

Explain how the candidate meets the assessment criteria:

TUTOR and CANDIDATE: Sign and print your name

TUTOR SIGNATURE: _____

CANDIDATE SIGNATURE: _____ Date: _____